




A safe home is in your hands.


Your Home Safety Checklist



Use this checklist as a guide to find and fix hazards in your home. This checklist is not all inclusive. Please visit the Home Safety Council's [Safety Guide](#) to learn more about ways to protect your home and family.



Always stay in the kitchen while cooking.



Make a fire escape map. Find two exits out of every room. Pick a meeting place outside. Practice makes perfect – hold a family fire drill at least twice each year and at least one at night. [Click here](#) to download a step by step fire drill.



Install smoke alarms on every level of your home.

Put them inside or near every bedroom. Test them monthly to make sure they work. Put in new batteries once a year.



Consider having a home fire sprinkler system installed when you build a new home, or when you remodel.



Learn how and when to use a fire extinguisher.


Set your water heater at 120 degrees F or just below the medium setting to prevent burns.

If you smoke, smoke outside. Use deep ashtrays and put water in them before you

Garage Safety




empty them.




Never run a motor or vehicle engine inside an attached garage, as deadly carbon monoxide can enter your home this way.


Use portable generators outside only. Do not use it inside your home or garage.




Use a barbecue grill outside only. Do not use it in your home or garage.



Many things in the garage, basement and sheds can be poisons. Examples are chemicals, fuels (such as gasoline), car fluids (such as anti-freeze), pesticides (such as bug killers), lawn and garden products (such as fertilizer).



Look for the words "Caution," "Warning", "Danger", "Poison" or "Keep out of reach of Children". Keep these things locked away



Keep products in the containers they came in from the store. Store them where children cannot reach them; use locks on cabinets.

Store shovels, rakes, lawn chairs, bikes and other sharp and large objects on the wall

and out of high traffic areas.


Home Heating Safety



Have a trained professional inspect, clean and tune-up your home's central heating system once a year. They will repair leaks or other problems. Fireplaces and woodstoves should also be inspected by a professional each year. Clean as needed and fix problems.



Never use an oven or range to heat your home.



Never use a gas or charcoal grill inside your home or in a closed garage.

Portable electric generators must be used outside only. Never use them inside your home or garage. Keep them away from open windows. Follow usage directions closely.



In a fireplace, burn only seasoned hardwood like oak, ash or maple. Do not burn trash, cardboard boxes or Christmas tree. These items burn unevenly and they may contain poisons or cause a home fire.



Have a professional chimney sweep inspect chimneys every year. They will clean out any build-up in the chimney that could start a fire. They will also fix any cracks, blockages and leaks.



Open the flue before using your fireplace or wood stove.



Use sturdy screens or glass doors to keep embers inside fireplaces.

Swimming Safety and Pool Security

When children are in or near the water, a grownup should watch them very carefully. Do not take your eyes off them.

Older children should not be left in charge of younger children in the pool area.

If you have a pool or spa, install a fence that goes all the way around it. The fence should close and latch by itself. It should be least five feet high.

Always keep gates closed and latched. Never prop a gate open.

Keep spas and hot tubs covered and locked when not in use. Completely remove pool and spa covers before anyone gets in.

Lock all pool chemicals in a secure cabinet out of children's reach.

Enroll non-swimmers in swimming lessons taught by a qualified instructor.

Never swim alone. Even adults should swim with a buddy.

Learn how you would save someone in trouble. Learn First Aid and CPR. Make sure that anyone who cares for your children learns CPR.

Keep poolside rescue equipment and a cordless, water resistant telephone close to the pool area.

Install a new pool drain cover. Old ones can cause drowning because hair and body parts can get caught in them.

[Go Back](#)

WWW.HOMESAFETYCOUNCIL.ORG